

NURTURING FIBRES


THISTLE MITTS



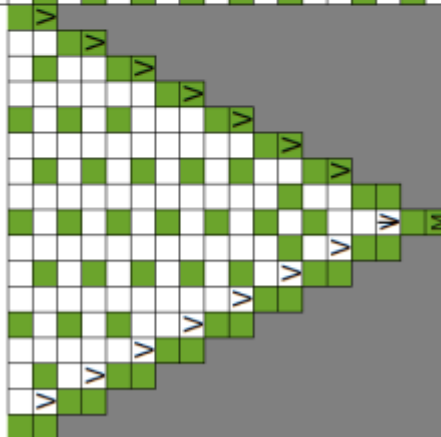
Colourway used: Massy and Straw

Designed by Carle Dehning for Nurturing Fibres

NURTURING FIBRES




Left Hand

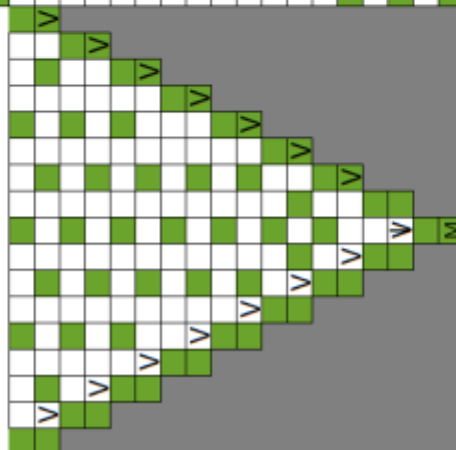


V knit front and back
 V knit front, back and front again
 M Make one

NURTURING FIBRES



Right Hand



V knit front and back
 V knit front, back and front again
 M Make one

NURTURING FIBRES

MATERIALS

1 x Nurturing Fibres Supertwist Sock dark colour
1 x Nurturing Fibres Supertwist Sock light colour
1 x 3.25mm Circular needle or DPNS
1 x 2.75mm Circular needle or DPNS
1 x Tapestry needle for weaving in ends

PATTERN NOTES

Tension: 32sts x 35 rows to 10cm/4in on 3.25mm over fair isle.

ABBREVIATIONS

K2tog: Knit 2 together
K: Knit
P: Purl
M: Make 1



PATTERN

CAST ON:

With Main colour using 3.25mm needles, cast on 45 sts. Join in the round, taking care to not twist.

RIB:

Change to 2.75 mm needle and K2 p1 for 40 rows.

HAND:

[Please refer to chart]
Follow increase row and pattern as per the chart taking care to knit one left hand and one right hand mitt. [See above for the charts]

Row 11: M1 as shown on the chart and begin the increase section for the thumb gusset

Complete row number 28 as per the chart

Row 29: Slip the stitches for the thumb gusset on to a stitch holder. Continue with the chart while knitting in the round.

After completing the chart:
[K2tog, k3] Repeat to end [45 sts]

RIB:

K2 p1 for 4 rows

Cast off loosely

ABOUT THE YARN

SuperTwist Sock is 100% Merino Sock weight yarn that is produced in South Africa and lovingly hand dyed by Carle and Nolundi. It has 330 meters to a 100g skein.

Stockists of our yarn are listed on our webpage
www.nurturingfibres.com

COPYRIGHT RESTRICTIONS

Digital & print publication rights reserved by Nurturing Fibres. All other Intellectual property rights by Nurturing Fibres
This pattern is for personal use only. Commercial use is strictly prohibited

