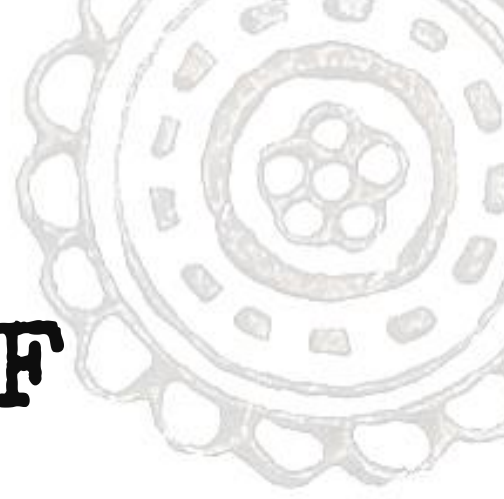


NURTURING FIBRES

CHOYAMBA SCARF



Colour used: 15 colours [colours listed on page 2]

Designed and Chriselle Wolfaardt for Nurturing Fibres

NURTURING FIBRES

PATTERN DIFFICULTY

Easy

MEASUREMENTS

Pattern Sizes:

One Size

Completed measurements:

Width: 27 cm

Length: 209cm

MATERIALS

Nurturing Fibres Eco-Cotton

Each ball is 125m/50g

Colour 1: 20g Bessie

Colour 2: 20g Sunglow

Colour 3: 20g Sunkissed

Coral

Colour 4: 20g Sweet Pea

Colour 5: 20g Bordeaux

Colour 6: 20g Ocean

Colour 7: 20g Aventurine

Colour 8: 20g Watershed

Colour 9: 20g Lime

Colour 10: 20g Willow

Colour 11: 20g Emerald

Colour 12: 20g Violet

Colour 13: 20g Paris

Colour 14: 20g Anvil

Colour 15: 20g Cobblestone

Hook: 4.5mm


Tapestry Needle

Scissors



IMPORTANT! PATTERN NOTES

- Pattern is written in US terminology
- Change colour for each row using the colour sequence listed under materials.
- If you make your scarf in a single colour you will require 270g of yarn.
- This scarf has a trapezium shape.



- A lacier appearance can be achieved by replacing the V-stitch (2 dc's between two dc's of previous row) of this pattern with dc, ch, dc in the ch1 space of the previous row.

ABBREVIATIONS

ch(s)	○	chain
Sc	×	single crochet
Sk		skip
Slst	●	slipstitch
Dc	⌋	double crochet



- * indicates "start here"
** indicates "until here"

Special Stitches:



V-stitch: make 2 dc between two dc of previous row.



INSTRUCTIONS

(Important – read the pattern notes before continuing)

Using a 4.50mm hook, ch 281.

Row 1: Dc in third ch from hook and each chain across [279 chs]

or Replace the starting ch with foundation double crochet, 279 dc's.

Explanation and video in the following link


<http://www.mooglyblog.com/foundation-double-crochet-fdc/>

Row 2: Sk the first dc, sc between the first and second dc, ch 1, 2dc in next sp (V-stitch formed); *sk next 2 dc, (V-stitch formed) in next space**, rep from * to ** across until you have 3dc left, sk 2dc, dc in last space., TURN.

Row 3: Sk first dc, sl st in second dc; sc in first V-st; ch1, V-st in each V-st across, until the last V-stitch, 1dc in last V-stitch, TURN.

NURTURING FIBRES

Repeat Row 2 and row 3 until you complete your colour repeats [14 repeats] or desired width is achieved.



FINISH UP

Weave in all remaining loose ends and block if necessary.

ABOUT THE YARN

Eco-Cotton is a uniquely spun yarn with 125 meters to a ball. It is 100% cotton & lovingly Hand dyed in South Africa.

Stockists of our yarn are listed on our webpage www.nurturingfibres.com

COPYRIGHT RESTRICTIONS

Digital & print publication rights are reserved by Nurturing Fibres. All other Intellectual property rights belong to Nurturing Fibres. This pattern is for personal use only. Commercial use is strictly prohibited.

** Choyamba means "first" in Chichewa, the official language of Malawi, the Warm Heart of Africa. I started my teaching career in Malawi. This is my first written crochet pattern.*

